

WATER TRANSFER

ONGA HI-FLO

CENTRIFUGAL PUMPS



The Onga Hi-Flo range is made from high performance materials and is suited to a wide array of flow and pressure applications.

Hi-Flo Moulded Pumps

Onga Hi-Flo Moulded pumps offer a very broad range of value-for-money centrifugal pumps to suit almost any water transfer, wash down or water circulation application.

Hi-Flo Cast Iron Pumps

The Onga Hi-Flo range includes a wide variety of pumps fabricated from cast iron for ultimate strength and durability. From the smallest Model 252 up to the 18 series and 150 self primer, these pumps will take on the toughest jobs.



CENTRIFUGAL PRESSURE SYSTEMS

400 SERIES



- The 400 series is constructed of high grade corrosion-resistant materials.
- Provides water flows up to 270 litres a minute or maximum pressure up to 26 metres.
- Model 413 is ideally suited to circulation duty in hydroponic greenhouses and water transfer.
- Casings are moulded out of strong ABS, making them suitable for the harshest of conditions.

Applications:

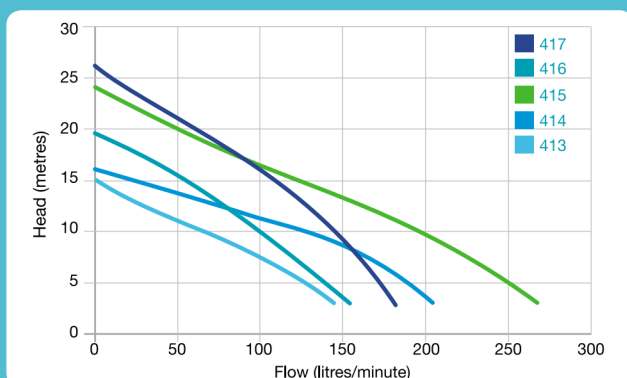
- High flow water transfer, light industrial and animal hygiene stations.

MODEL	Watts (P2)	Voltage	Current (Amps)
HI-FLO 413	370	230	2.5
HI-FLO 414	370	230	2.6
HI-FLO 415	750	230	4.3
HI-FLO 416	370	230	2.6
HI-FLO 417	750	230	4.2

Suction & Discharge

- 400 series: 1 1/4" male BSP suction & discharge.
- 413 model: 1" male BSP suction & discharge.

• 400 Series Performance



112 / 252



- Suited to those jobs involving rugged terrain where a compact water transfer pump is required.
- Moulded pump casing for corrosion resistance.
- Close coupled high efficiency TEFC motor makes it resistant to water ingress and vermin proof.
- Inbuilt thermal overload protects the motor from overheating.

Applications:

- Water transfer, tank filling and irrigation.

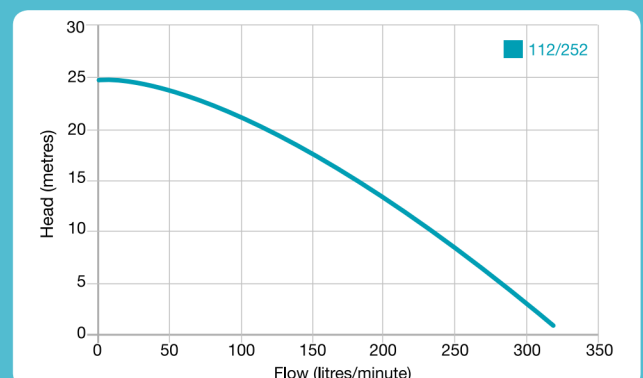
MODEL	Watts (P2)	Voltage	Current (Amps)
HI-FLO 112	1100	230 / 415	7.2 - 3.5
HI-FLO 252*	1100	230 / 415	7.2 - 2.6

Suction & Discharge

- 112 model: 1 1/4" male BSP suction & discharge.
- 252 model: 1 1/4" female BSP suction & discharge.

* Cast iron casing.

• Hi-Flo 112 / 252 Performance



CENTRIFUGAL PRESSURE SYSTEMS

14 SERIES



- Flows of up to 500 litres per minute or heads over 40 metres are available from this range.
- Award winning Hi-Flo impeller means high pressure, high flow and great efficiency with lower operating cost.
- Moulded pump casing for corrosion resistance.
- Close coupled high efficiency TEFC motor makes it resistant to water ingress and vermin proof.
- Inbuilt thermal overload protects the motor from overheating.

Applications:

- Suitable for high head water transfer, tank filling and irrigation.

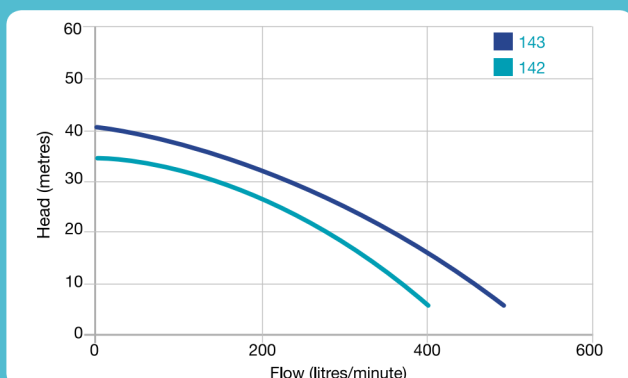
MODEL	Watts (P2)	Voltage	Current (Amps)
HI-FLO 142	1800	230 / 415	9.6 / 3.2
HI-FLO 143	2400	230 / 460	14 / 7
HI-FLO 143	2400	415	5.2

Suction & Discharge

1 1/2" male BSP suction & discharge.

*143 model available in 3 phase.

• Hi-Flo 14 Series Performance



18 SERIES



- Available in cast iron.
- Models are available with maximum flows from 400 to over 1000 litres per minute.
- Maximum pressures from 35 to more than 50 metres of head.
- The 184 is now available with a 3.7kW single phase motor for high pressure and flow.
- Award winning Hi-Flo impeller means high pressure, high flow, great efficiency and lower operating cost.
- Cast Iron casing for corrosion resistance.
- Close coupled high efficiency TEFC motor makes it resistant to water ingress and vermin proof.
- Inbuilt thermal overload protects the motor from overheating.

Applications:

- High flow water transfer, tank filling and irrigation.

MODEL	Watts (P2)	Voltage	Current (Amps)
HI-FLO 182	1500	230	8.9
HI-FLO 182	1500	415	3.9
HI-FLO 183	2400	230 / 460	14 / 7
HI-FLO 183	2400	415	5.5
HI-FLO 184	3800	230 / 460	20.6 / 10.3
HI-FLO 184	3800	415	7.5
HI-FLO 185	6000	415	12.8
HI-FLO 187	2400	230 / 460	14 / 7
HI-FLO 187	2400	415	5.3

Suction & Discharge 2" female BSP

