

Performance

Blazemaster Single

The Blazemaster is a single-stage pump designed to move more water, more economically. They make ideal all-purpose workhorses.

Applications:

- Firefighting
- Tank filling
- Water Transfer
- Boom Spraying
- Irrigation
- Travelling Irrigators



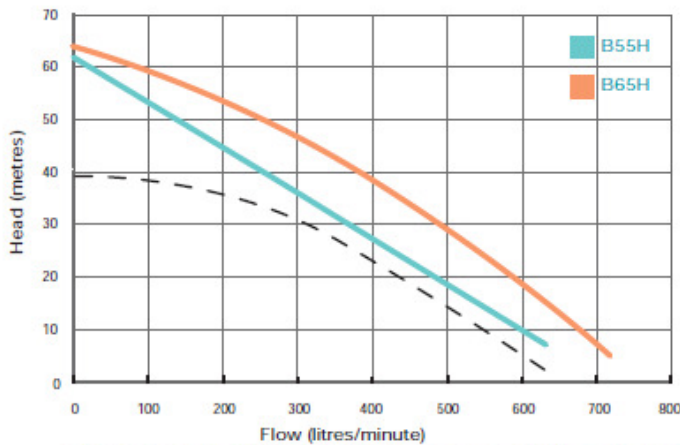
Blazemaster Twin



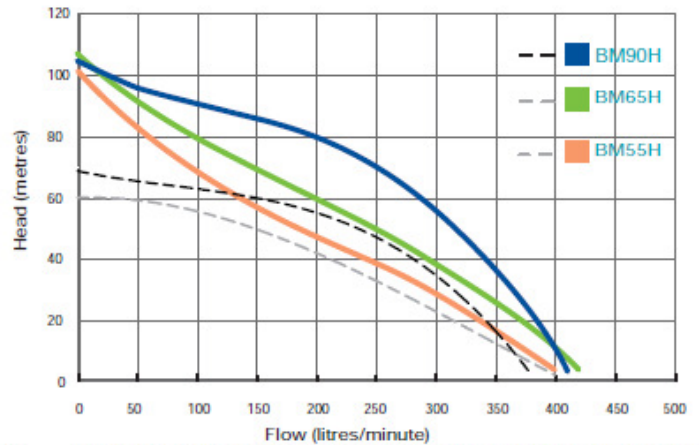
The Blazemaster Twin series are dual-impeller pumps designed to give you more pressure while delivering more water than other brands. Push water further, pump it higher, and fight fires from a safer distance. For easy recognition, Blazemaster Twin models are coloured silver.



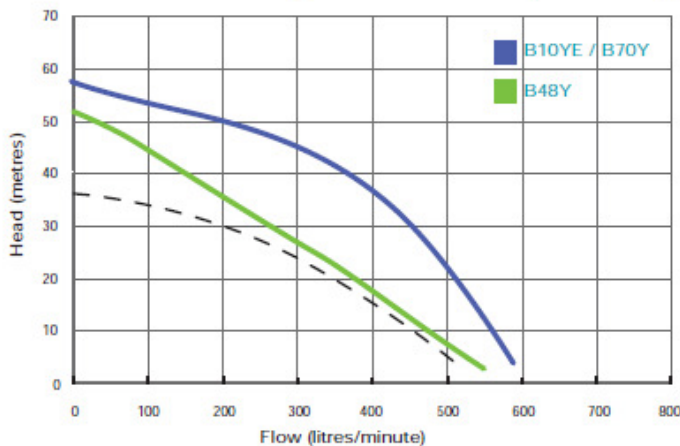
Blazemaster Single Performance (Petrol engines)



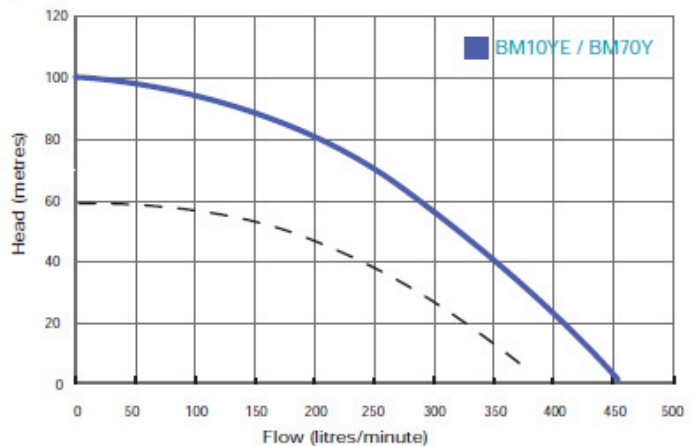
Blazemaster Twin Performance (Petrol engines)



Blazemaster Single Performance (Diesel engines)



Blazemaster Twin Performance (Diesel engines)



----- Continuous Duty Only operate engine at 3000 rpm for continuous duty applications.

----- Continuous Duty Only operate engine at 3000 rpm for continuous duty applications.